




**Customer:** Ceiling Tile Manufacturer  
**Location:** Marietta, PA  
**Specialist:** David Hungarter  
**Flooring System:** Milamar Coatings  
**Date Installed:** December, 2017

*A leading ceiling tile manufacturer had a series of recently constructed concrete trenches used for draining water based latex paint expelled in their production process.*





*Unsatisfactory construction resulted in the trenches having high spots as well as cracks that impeded flow and made cleaning difficult.*

*Surface preparation is key to ensuring an excellent finished result, and CPE doesn't cut corners.*



*CPE chipped away built up concrete and filled large cracks and holes. All surfaces to be coated were ground to create a proper profile for best product adhesion.*

*CPE installed Milamar's 3 step 2600 lining system, beginning with a prime coat, followed by 1/8" thick abrasion resistant mortar, and sealed with a clear top-coat.*






SERVICE SYSTEMS SOLUTIONS

940 Pointview Avenue, Suite C

Ephrata, PA 17522

PH: 717-617-2025

FX: 717-945-7667



## CPE DELIVERS RESULTS

*The finished trenches have improved flow of the latex paint waste and have made the cleaning process much easier for our client's workers.*

*CPE has the knowledge and expertise to find solutions for a wide array of customer needs. Ask your CPE specialist how we can assist you!*